

## Climate Change



### Index

- 1. Water-energy-climate nexus**
  - Greenhouse gases emissions
  - Water use and energy consumption

## Foreword

The notion of water sustainability underpins the key messages that we want to convey to the readers through the Water Resources Information Portal. In order to help spotlight the significance of achieving water sustainability goals in our city, we would need to refer to, briefly, two inter-connected conceptual-cum-policy frameworks that are perched, respectively, at the global and the national levels.

The essence of the global agenda on water sustainability has been crystallized in Sustainable Development Goal #6 (SDG #6). Besides from highlighting the centrality of ensuring access to clean water and sanitation for all, the multiple sub-goals of SDG #6 remind us that managing the world's water resources in a sustainable manner will yield substantial cross-sectoral benefits. Conserving water at the city and the country scale, through policy measures and behavioural changes, could help protect global biodiversity as well as mitigate greenhouse gases emissions' impact on the global climate system.

The country's national agenda on water sustainability, on the other hand, has been articulated in the 14th Five-Year Plan for Water Security, promulgated in 2021 by the National Development and Reform Commission (NDRC). One of the NDRC Plan's guiding principles accords a higher degree of preference to demand management measures (i.e., water conservation) than the conventional supply augmentation approach. The NDRC Plan also, for instance, prioritizes, for municipal water managers' attention, the reduction of water losses emanating from the water supply networks under their charge. Moreover, in line with the spirit and the letter of the national goal of building an ecological civilization, the Plan accentuates the importance of incorporating the safeguarding of freshwater biodiversity into sustainable water resources management practices at the national, provincial and municipal scale.

Translating the aforementioned goals of the global and national agendas on water sustainability into impactful local actions is a challenging task. The difficulty stems from a relatively low degree of water literacy detected among the general public. Water literacy goes beyond people's knowledge of water issues; it also entails their attitudes toward water conservation ethics and their ability to appreciate and enact meaningful changes in their own water usage behaviour. Early empirical evidence, however, suggests that the mastery of water literacy amongst our community's diverse social groups is wanting. Against this backdrop, the Water Resources Information Portal has thus been created by the Centre for Water Technology and Policy to help nurture a water-literate community in our city.

Our efforts in assembling the Information Portal are guided by one fundamental belief: Embracing a river basin-oriented perspective is essential for us to comprehend the challenges in, and opportunities for, managing water resources sustainably in the 21st century. Through imparting individuals with essential water knowledge and encouraging them to consider water resources management matters from a river basin angle, we aim at broadening our community's collective understanding and sharpening their vision for managing water resources in a sustainable manner. This approach, fully aligned with the global and national water sustainability agendas, aspires to foster an active participation of Hong Kong people from all walks of life in the global water stewardship project.

## 1. Water-energy-climate nexus

The importance of sustainable management of water resources in advancing the climate agenda was officially recognized and included in the agenda of the United Nations Climate Change Conference in 2022 (COP27). This acknowledgment highlights the linkages between water use, energy, and carbon emissions.

### Greenhouse gases emissions

#### 1.1 What are greenhouse gases?

Greenhouse gases are gaseous matters that trap heat near the earth's surface, contributing to the greenhouse effect. Major greenhouse gases include carbon dioxide (CO<sub>2</sub>), nitrous oxide (N<sub>2</sub>O), methane (CH<sub>4</sub>) and fluorinated gases.

#### 1.2 What are the main sources of greenhouse gases emissions?

Some major contributors to greenhouse gases emissions include:

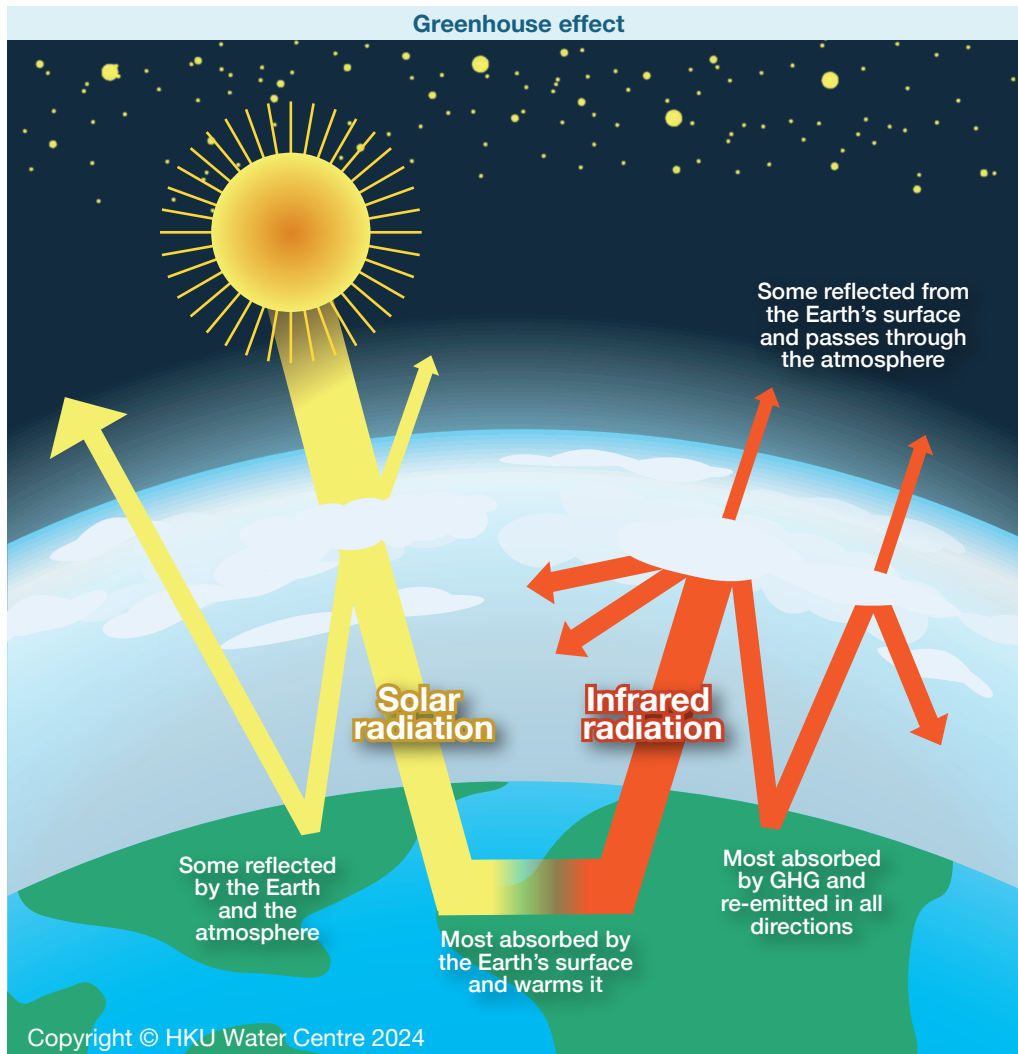
- i. Burning of fossil fuels, such as coal, oil and natural gas for energy.
- ii. Industrial processes, such as the production of steel and aluminium.
- iii. Agriculture practices, including livestock farming and commercial cultivation.

Deforestation also reduces the planet's capacity to naturally remove CO<sub>2</sub> from the atmosphere, thus resulting in an increase in the concentration of CO<sub>2</sub>.

## 1.3 What is the “greenhouse effect”?

The greenhouse effect is a natural process where greenhouse gases in the Earth’s atmosphere trap the heat emitted by the sun, thus keeping the planet warm and habitable.

However, human activities, particularly the burning of fossil fuels, have led to the release of substantial amount of greenhouse gases, which has exacerbated the greenhouse effect and led to climate change.



## 1.4 What is climate change?

Climate change refers to the long-term alterations of global or regional climate patterns. Its manifestations include rising earth surface temperatures, changing precipitation patterns, sea-level rise and an increased frequency of extreme weather events.

## 1.5 What are the impacts of climate change?

Climate change can lead to a range of impacts on both human and the environment, including:

- i. Changes in precipitation patterns, leading to droughts in some regions and increased precipitation in others.
- ii. Changes in weather conditions, which affect plant and animal species, migration patterns and overall biodiversity.
- iii. Increased frequency and intensity of extreme weather events.
- iv. Shrinking icesheets and rising sea-levels, which pose threats to coastal areas and low-lying islands.



## 1.6 In what ways is water associated with climate change?

Electricity is used to fuel the various aspects of tap water production, including water treatment, distribution, pumping, and sewage treatment.

However, an increased consumption of electricity, which is often generated by the burning of fossil fuels, would intensify the greenhouse effect.

At the same time, climate change would disrupt the normal processes of the natural water cycle, which then leads to adverse impacts on freshwater ecosystem health.

These interconnectednesses underscore the imperative for us to embrace sustainable water resources management practices so that we can mitigate the adverse impacts of climate change on the water cycle.

## Water use and energy consumption

### 1.7 Does water use produce greenhouse gases?

Water use by itself does not directly produce greenhouse gases. However, the processes associated with tap water production and consumption—such as water treatment, distribution, pumping, and sewage treatment—often require electricity.

The generation of electricity, especially if it is derived from burning fossil fuels, would produce greenhouse gases emissions.

Therefore, while water use per se is not a direct emitter of greenhouse gases, it is crucial for us to consider the energy implications of using water.

### 1.8 How much greenhouse gases emissions are associated with tap-water production in Hong Kong?

Tap-water production refers to the process of turning raw water into potable water. In 2021/22, greenhouse gases emissions associated with tap-water production was equivalent to 0.435 kg CO<sub>2</sub>/m<sup>3</sup>.

Considering that total freshwater consumption in Hong Kong in 2021/22 reached 1,055,000,000 m<sup>3</sup>, the amount of greenhouse gases emissions associated with water use was estimated to hit 458,925 tonnes of CO<sub>2</sub> equivalent (CO<sub>2</sub> e).

## 1.9 How much greenhouse gases emissions are associated with water production and consumption in Hong Kong?

Water production and consumption have indirectly generated greenhouse gases emissions in three ways: Potable water production, seawater production, and sewage treatment.

### Potable water production:

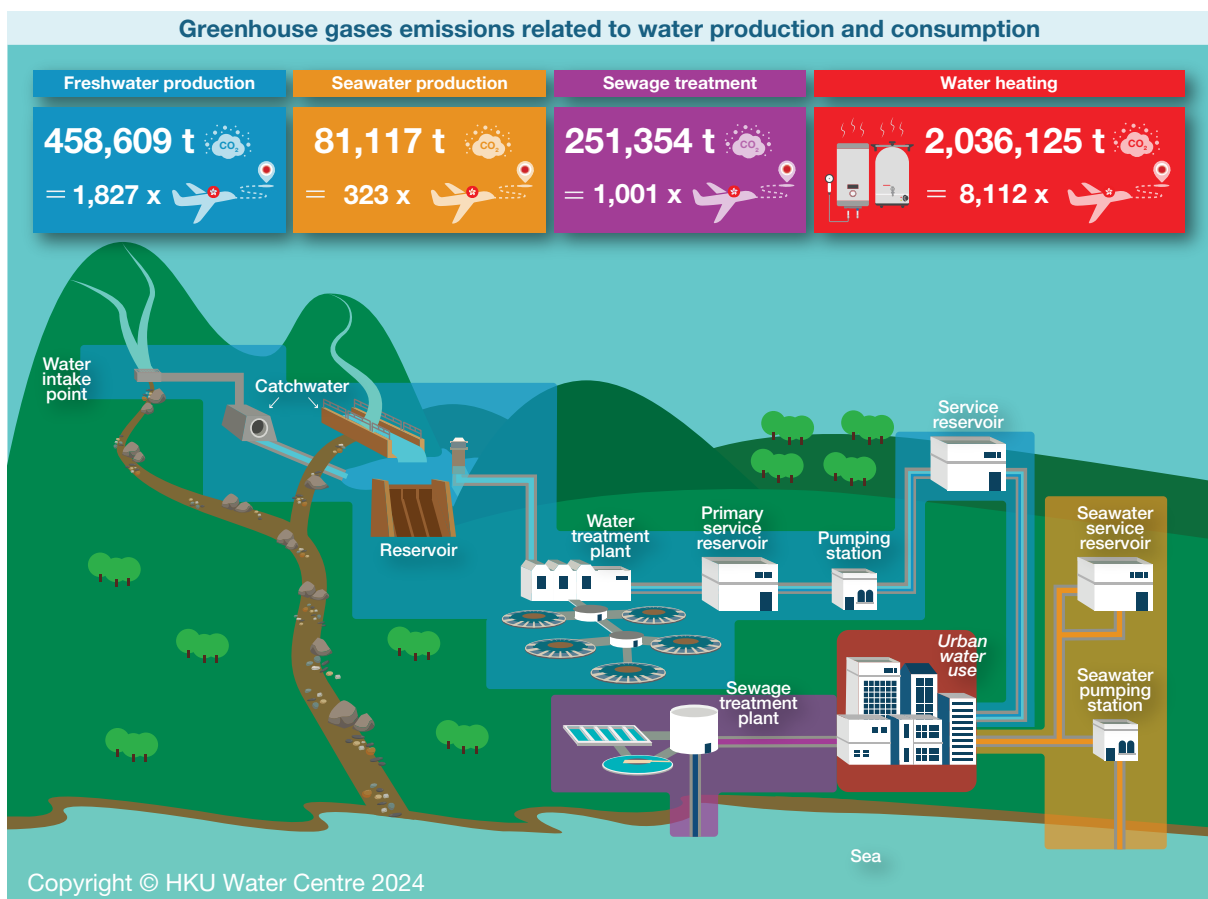
In 2021/22, 458,609 tonnes of CO<sub>2</sub> e of greenhouse gases emissions were generated. This amount is equivalent to the emissions produced by 1,827 return flights from Hong Kong to Tokyo.

### Seawater production:

In 2021/22, 81,117 tonnes of CO<sub>2</sub> e of greenhouse gases emissions were recorded. This figure is equivalent to the emissions produced by 323 return flights from Hong Kong to Tokyo.

### Sewage treatment:

In 2021/22, 251,354 tonnes of CO<sub>2</sub> e of greenhouse gases emissions were registered. This amount is , equivalent to the emissions produced by 1,001 return flights from Hong Kong to Tokyo.



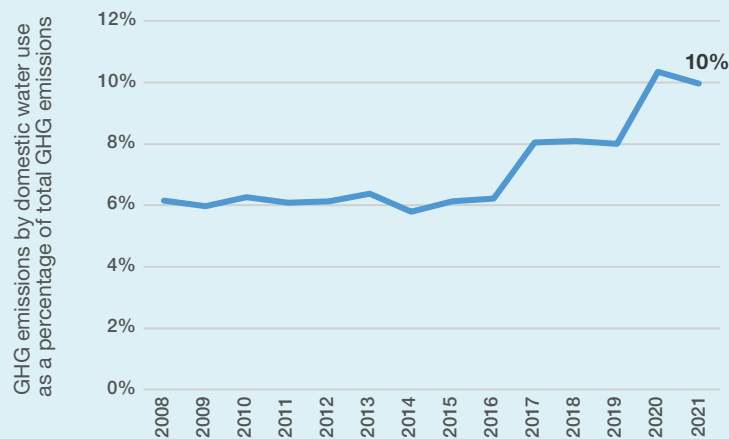
## 1.10 How much greenhouse gases emissions are generated by domestic water heating?

In 2021/22, domestic water heating generated 2,036,125 tonnes of CO<sub>2</sub> e of greenhouse gases emissions. This figure is equivalent to the emissions produced by 8,112 roundtrip flights from Hong Kong to Tokyo.

## 1.11 What proportion of Hong Kong's total greenhouse gases emissions is attributed to domestic freshwater consumption?

In 2021/22, 3,456,400 tonnes of CO<sub>2</sub> e of greenhouse gases emissions are associated with domestic water consumption. Domestic freshwater consumption accounted for 10% of the city's total greenhouse gases emissions in that year.

**Greenhouse gases emissions by domestic water use as a percentage of total GHG emissions, 2008-2021**



Source: Census and Statistics Department, 2024; Drainage Services Department, 2013-2022; Electrical and Mechanical Services Department, 2008-2023; Environmental Protection Department and Electrical and Mechanical Services Department, 2010; and Water Supplies Department, 2008-2023



## How to cite?

Lee, Frederick and Lee, Angela (2024) 'Climate Change', in Lee, Frederick. (ed) *Water Resources Information Portal*. Hong Kong: Centre for Water Technology and Policy, The University of Hong Kong.

## Authors

Frederick Lee is Executive Director of the Centre for Water Technology and Policy, The University of Hong Kong. Angela Lee is Project Manager in the Centre for Water Technology and Policy.

## Acknowledgements

The authors express their sincere appreciation to the following individuals for their help in preparing the materials of the chapter on 'Climate Change' in the "Water Resources Information Portal". Koko Liu provided able research assistance. Ella Chan prepared the visual materials on the greenhouse gases emission related to water production and consumption. In addition, Ella Chan, Jill Chan, and Koko Liu assisted with copyediting, translation, typesetting, and standardising charts and figures, enhancing the overall visual quality of the Water Resources Information Portal. Ella Chan, Jill Chan, and Koko Liu are project staff in the Centre for Water Technology and Policy.

The authors would like to acknowledge the constructive feedback provided by Professor Lewis Cheung, Dr. May Chui, Professor Danny Lam and Dr. Lishan Ran on earlier drafts of the Information Portal.

The Water Resources Information Portal is an integral part of a multi-year interdisciplinary project entitled "Harnessing the Power of IoT Technologies, Data Analytics, and Advanced Household Profiling Techniques to Sustain Water-conscious Behaviors and to Inform Water-sector Infrastructure Planning," led by Professor Danny Lam. This research project (S2021.A8.034.21S) has received funding from the Strategic Public Policy Research Funding Scheme of the Chief Executive's Policy Unit of the Government of the Hong Kong Special Administrative Region, the Philomathia Foundation and the WYNG Foundation.

## References

### 1. Water-energy-climate nexus

#### Introduction

United Nations, n.d.. *Water prominent on COP27 agenda*. Available at: <https://www.un.org/sustainabledevelopment/blog/2022/11/water-prominent-on-cop27-agenda/> [Accessed Feb 2024]

United Nations Framework Convention on Climate Change, 2022. *Sharm el-Sheikh Implementation Plan*. Available at: <https://unfccc.int/zh/decisions> [Accessed Feb 2024]

#### Greenhouse gases emissions

##### 1.1

Solomon, S., D. Qin, M. Manning, R.B. Alley, T. Berntsen, N.L. Bindoff, Z. Chen, A. Chidthaisong, J.M. Gregory, G.C. Hegerl, M. Heimann, B. Hewitson, B.J. Hoskins, F. Joos, J. Jouzel, V. Kattsov, U. Lohmann, T. Matsuno, M. Molina, N. Nicholls, J. Overpeck, G. Raga, V. Ramaswamy, J. Ren, M. Rusticucci, R. Somerville, T.F. Stocker, P. Whetton, R.A. Wood and D. Wratt, 2007: Technical Summary. In: *Climate Change 2007: The Physical Science Basis. Contribution of Working Group I to the Fourth Assessment Report of the Intergovernmental Panel on Climate Change* [Solomon, S., D. Qin, M. Manning, Z. Chen, M. Marquis, K.B. Averyt, M. Tignor and H.L. Miller (eds.)]. Cambridge University Press, Cambridge, United Kingdom and New York, NY, USA. TS.2.1 Greenhouse Gases. Available at: [https://archive.ipcc.ch/publications\\_and\\_data/ar4/wg1/en/faq-1-3.html](https://archive.ipcc.ch/publications_and_data/ar4/wg1/en/faq-1-3.html) [Accessed Feb 2024]

##### 1.2

IPCC, 2007: *Climate Change 2007: The Physical Science Basis. Contribution of Working Group I to the Fourth Assessment Report of the Intergovernmental Panel on Climate Change* [Solomon, S., D. Qin, M. Manning, Z. Chen, M. Marquis, K.B. Averyt, M. Tignor and H.L. Miller (eds.)]. Cambridge University Press, Cambridge, United Kingdom and New York, NY, USA. Frequently Asked Question 2.1 How do Human Activities Contribute to Climate Change and How do They Compare with Natural Influences? Available at: [https://archive.ipcc.ch/publications\\_and\\_data/ar4/wg1/en/faq-2-1.html](https://archive.ipcc.ch/publications_and_data/ar4/wg1/en/faq-2-1.html) [Accessed Feb 2024]

##### 1.3

IPCC, 2007: *Climate Change 2007: The Physical Science Basis. Contribution of Working Group I to the Fourth Assessment Report of the Intergovernmental Panel on Climate Change* [Solomon, S., D. Qin, M. Manning, Z. Chen, M. Marquis, K.B. Averyt, M. Tignor and H.L. Miller (eds.)]. Cambridge University Press, Cambridge, United Kingdom and New York, NY, USA. Frequently Asked Question 1.3 What is the Greenhouse Effect? Available at: [https://archive.ipcc.ch/publications\\_and\\_data/ar4/wg1/en/faq-1-3.html](https://archive.ipcc.ch/publications_and_data/ar4/wg1/en/faq-1-3.html) [Accessed Feb 2024]

##### 1.4

Solomon, S., D. Qin, M. Manning, R.B. Alley, T. Berntsen, N.L. Bindoff, Z. Chen, A. Chidthaisong, J.M. Gregory, G.C. Hegerl, M. Heimann, B. Hewitson, B.J. Hoskins, F. Joos, J. Jouzel, V. Kattsov, U. Lohmann, T. Matsuno, M. Molina, N. Nicholls, J. Overpeck, G. Raga, V. Ramaswamy, J. Ren, M. Rusticucci, R. Somerville, T.F. Stocker, P. Whetton, R.A. Wood and D. Wratt, 2007: Technical Summary. In: *Climate Change 2007: The Physical Science Basis. Contribution of Working Group I to the Fourth Assessment Report of the Intergovernmental Panel on Climate Change* [Solomon, S., D. Qin, M. Manning, Z. Chen, M. Marquis, K.B. Averyt, M. Tignor and H.L. Miller (eds.)]. Cambridge University Press, Cambridge, United Kingdom and New York, NY, USA. TS.3 Observations of Changes in Climate. at: [https://archive.ipcc.ch/publications\\_and\\_data/ar4/wg1/en/faq-1-3.html](https://archive.ipcc.ch/publications_and_data/ar4/wg1/en/faq-1-3.html) [Accessed Feb 2024]

##### 1.5

Solomon, S., D. Qin, M. Manning, R.B. Alley, T. Berntsen, N.L. Bindoff, Z. Chen, A. Chidthaisong, J.M. Gregory, G.C. Hegerl, M. Heimann, B. Hewitson, B.J. Hoskins, F. Joos, J. Jouzel, V. Kattsov, U. Lohmann, T. Matsuno, M. Molina, N. Nicholls, J. Overpeck, G. Raga, V. Ramaswamy, J. Ren, M. Rusticucci, R. Somerville, T.F. Stocker, P. Whetton, R.A. Wood and D. Wratt, 2007: Technical Summary. In: *Climate Change 2007: The Physical Science Basis. Contribution of Working Group I to the Fourth Assessment Report of the Intergovernmental Panel on Climate Change* [Solomon, S., D. Qin, M. Manning, Z. Chen, M. Marquis, K.B. Averyt, M. Tignor and H.L. Miller (eds.)]. Cambridge University Press, Cambridge, United Kingdom and New York, NY, USA. TS.3 Observations of Changes in Climate. at: [https://archive.ipcc.ch/publications\\_and\\_data/ar4/wg1/en/faq-1-3.html](https://archive.ipcc.ch/publications_and_data/ar4/wg1/en/faq-1-3.html) [Accessed Feb 2024]

## Water and energy consumption

1.8

Water Supplies Department, 2023. *Annual Report 2021/22*, p.76. Available at: [https://www.wsd.gov.hk/filemanager/common/annual\\_report/2021\\_22/pdf/WSD\\_AR2021-22.pdf](https://www.wsd.gov.hk/filemanager/common/annual_report/2021_22/pdf/WSD_AR2021-22.pdf) [Accessed Feb 2024]

Water Supplies Department, 2023. *Annual Report 2021/22*, p.118. Available at: [https://www.wsd.gov.hk/filemanager/common/annual\\_report/2021\\_22/pdf/WSD\\_AR2021-22.pdf](https://www.wsd.gov.hk/filemanager/common/annual_report/2021_22/pdf/WSD_AR2021-22.pdf) [Accessed Feb 2024]

1.9

Water Supplies Department, 2023. *Annual Report 2021/22*, p.75. Available at: [https://www.wsd.gov.hk/filemanager/common/annual\\_report/2021\\_22/pdf/WSD\\_AR2021-22.pdf](https://www.wsd.gov.hk/filemanager/common/annual_report/2021_22/pdf/WSD_AR2021-22.pdf) [Accessed Feb 2024]

Environmental Protection Department and the Electrical and Mechanical Services Department, 2010. *Guidelines to Account for and Report on Greenhouse Gas Emissions and Removals for Buildings Commercial, Residential or Institutional Purposes in Hong Kong*, p.22. Available at: [https://www.epd.gov.hk/epd/sites/default/files/epd/english/climate\\_change/files/Guidelines\\_English\\_2010.pdf](https://www.epd.gov.hk/epd/sites/default/files/epd/english/climate_change/files/Guidelines_English_2010.pdf) [Accessed Feb 2024]

Drainage Services Department, 2022. *Sustainability Report 2021-22*, p.195. Available at: [https://www.wsd.gov.hk/EN/Files/publication/DSD-SR2021-22\\_Full\\_Report.pdf](https://www.wsd.gov.hk/EN/Files/publication/DSD-SR2021-22_Full_Report.pdf) [Accessed Feb 2024]

Flight Free USA, n.d.. *Flight Emissions Calculator*. Available at: <https://flightfree.org/flight-emissions-calculator> [Accessed Feb 2024]

Cathay Pacific Airways Limited, n.d.. *Airbus A330*, Passenger capacity. Available at: [https://www.cathaypacific.com/cx/en\\_HK/flying-with-us/aircraft-and-fleet/airbus-a330/a330.html](https://www.cathaypacific.com/cx/en_HK/flying-with-us/aircraft-and-fleet/airbus-a330/a330.html) [Accessed Feb 2024]

1.10

Electrical and Mechanical Services Department, 2023. *Hong Kong Energy End-use Data 2023*, p.28, 30. Available at: [https://www.emsd.gov.hk/filemanager/en/content\\_762/HKEEUD2023.pdf](https://www.emsd.gov.hk/filemanager/en/content_762/HKEEUD2023.pdf) [Accessed Feb 2024]

Environmental Protection Department and the Electrical and Mechanical Services Department, 2010. *Guidelines to Account for and Report on Greenhouse Gas Emissions and Removals for Buildings Commercial, Residential or Institutional Purposes in Hong Kong*, p.22. Available at: [https://www.epd.gov.hk/epd/sites/default/files/epd/english/climate\\_change/files/Guidelines\\_English\\_2010.pdf](https://www.epd.gov.hk/epd/sites/default/files/epd/english/climate_change/files/Guidelines_English_2010.pdf) [Accessed Feb 2024]

Hong Kong Exchanges and Clearing Limited, 2022. *How to prepare an ESG Report Appendix 2: Reporting Guidance on Environmental KPIs*, p.4. Available at: [https://www.hkex.com.hk/-/media/HKEX-Market/Listing/Rules-and-Guidance/Environmental-Social-and-Governance/Exchanges-guidance-materials-on-ESG/pp2\\_envirokpis.pdf](https://www.hkex.com.hk/-/media/HKEX-Market/Listing/Rules-and-Guidance/Environmental-Social-and-Governance/Exchanges-guidance-materials-on-ESG/pp2_envirokpis.pdf) [Accessed Feb 2024]

Flight Free USA, n.d.. *Flight Emissions Calculator*. Available at: <https://flightfree.org/flight-emissions-calculator> [Accessed Feb 2024]

Cathay Pacific Airways Limited, n.d.. *Airbus A330*, Passenger capacity. Available at: [https://www.cathaypacific.com/cx/en\\_HK/flying-with-us/aircraft-and-fleet/airbus-a330/a330.html](https://www.cathaypacific.com/cx/en_HK/flying-with-us/aircraft-and-fleet/airbus-a330/a330.html) [Accessed Feb 2024]

1.11

Water Supplies Department, 2008-2023. *Annual Report 2007/08-2021/22*, Figures Under Sustainability. Available at: <https://www.wsd.gov.hk/en/publications-and-statistics/pr-publications/list-of-publications/index.html> [Accessed Feb 2024]

Environmental Protection Department and the Electrical and Mechanical Services Department, 2010. *Guidelines to Account for and Report on Greenhouse Gas Emissions and Removals for Buildings Commercial, Residential or Institutional Purposes in Hong Kong*, p.22. Available at: [https://www.epd.gov.hk/epd/sites/default/files/epd/english/climate\\_change/files/Guidelines\\_English\\_2010.pdf](https://www.epd.gov.hk/epd/sites/default/files/epd/english/climate_change/files/Guidelines_English_2010.pdf) [Accessed Feb 2024]

Electrical and Mechanical Services Department, 2008-2023. *Hong Kong Energy End-use Data 2008-2023*, Energy Consumption, Residential Sector. Available at: [https://www.emsd.gov.hk/en/energy\\_efficiency/energy\\_end\\_use\\_data\\_and\\_consumption\\_indicators/hong\\_kong\\_energy\\_end\\_use\\_data/data/index.html](https://www.emsd.gov.hk/en/energy_efficiency/energy_end_use_data_and_consumption_indicators/hong_kong_energy_end_use_data/data/index.html) [Accessed Feb 2024]

Census and Statistics Department, 2024. *Table 110-01001 : Population by Sex and Age Group*. Available at: [https://www.censtatd.gov.hk/en/web\\_table.html?id=110-01001](https://www.censtatd.gov.hk/en/web_table.html?id=110-01001) [Accessed Feb 2024]

Drainage Services Department, 2013-2022. *Sustainability Report 2012-13 - 2021-22*, Key Statistics and Data. Available at: [https://www.dsd.gov.hk/TC/Publicity\\_and\\_Publications/Publicity/DSD\\_Sustainability\\_Reports/index.html](https://www.dsd.gov.hk/TC/Publicity_and_Publications/Publicity/DSD_Sustainability_Reports/index.html) [Accessed Feb 2024]

## About the Centre

The Centre for Water Technology and Policy at The University of Hong Kong is an inter-faculty collaborative unit between the Faculty of Engineering and Faculty of Social Sciences. Through inter-disciplinary research and analysis, the Water Centre generates professional insights on complex, multi-dimensional problems in the urban water sector. The strengths of engineering and social sciences disciplines are purposefully converged and fused, through innovative inter-disciplinary research design and analytical lens, to create unique diagnostic capabilities for us to deliver on those insights.

## Disclaimer

The information provided in the Water Resources Information Portal, including but not limited to all the text, figures, diagrams and compilation of data or other information, is disseminated for general reference and illustrative purposes only. While adequate care has been taken to ensure the accuracy of the information provided, neither the Water Centre nor any of their personnel shall in any circumstances be held liable for any losses or damages caused by a reader's reliance on information obtained from the Information Portal.

## Copyright

This Water Resources Information Portal is subject to copyright under Hong Kong law. This copyright is, by the application of international conventions, protected under the laws of many other countries. Except for the sole purpose of viewing, printing, accessing, or using the website for your own purposes, no part of this website may be reproduced or copied, modified or transmitted in any form or by any means unless with the written permission of The Centre for Water Technology and Policy, HKU ("the Water Centre"). Users are responsible for complying with all applicable copyright laws. No uploading of this Information Portal to any website is permitted without the written approval of the Water Centre.

The information and images available within this Information Portal may be disseminated for research and non-commercial use only. The Centre for Water Technology and Policy, HKU must be acknowledged as the copyright owner of such information and contents.

The Water Centre recognizes that press agencies and journalists may wish to use information contained in the Information Portal, including but not limited to all the text, figures, diagrams and compilation of data or other information. Prior written consent from the Water Centre should be secured for use, reproduction, copy, promulgation or distribution of information in the Information Portal in any form. Any use, reproduction, copy, promulgation or distribution of information should be accompanied by an acknowledgment of the Centre for Water Technology and Policy, The University of Hong Kong. Image(s) used in any publications should have the source of the image(s) clearly identified; and all images used are not altered, edited, or deformed in any way or sold for profit. All copyright materials shall not be used for sale or for use in conjunction with any commercial purposes.

The Disclaimer and Copyright Statement have been translated into Chinese. If there are any inconsistencies or ambiguities between the English and Chinese version, the English version shall prevail.



水資源技術與政策研究中心  
Centre for Water Technology and Policy  
香港大學 The University of Hong Kong



**Centre for Water Technology and Policy, HKU**

**Email:** [watertpc@hku.hk](mailto:watertpc@hku.hk) | **Telephone:** 3910 2415

**Address:** 11/F, The Jockey Club Tower, Centennial Campus,  
The University of Hong Kong, Pokfulam Road, Hong Kong